

Nu Skin Clear Action™



a comprehensive
system to manage
the full range of
effects that break-
outs can have on
your skin



Treats **present** breakouts.
Helps erase signs of **past** breakouts.
Builds resiliency for the **future**
health and vibrancy of skin.

WHAT YOU CAN EXPECT DURING YOUR NU SKIN CLEAR ACTION™ TREATMENT:

Within one week, skin appears calmer, smoother, and less oily.

After a few weeks, there is an overall improvement in skin clarity, texture, and breakout frequency.

After four weeks, skin will become more radiant and even toned as breakouts diminish.

MORNING

STEP 1 foaming cleanser

STEP 2 toner


STEP 3 day treatment

EVENING

STEP 1 foaming cleanser

STEP 2 toner

STEP 3 night treatment



nu skin clear action™

usage

foaming cleanser

CLEANSSES DEEP INTO YOUR PORES. NU SKIN CLEAR ACTION™ FOAMING CLEANSER IS FORMULATED TO DISRUPT THE BREAKOUT CAUSING UNION OF OIL AND DEBRIS. YOU KNOW IT'S WORKING AS THE FOAM BUBBLES AND CHANGES FROM WHITE TO CLEAR. FEATURING SALICYLIC ACID TO CLEAR PORES AND REDUCE MOST BREAKOUTS, THIS CLEANSER LEAVES YOUR SKIN FRESH AND CLEAN WITHOUT FEELING TIGHT OR DRY.

DIRECTIONS Both morning and night, dispense a medium-sized coin amount of cleanser into palm of hand. Apply to dry face and neck in a circular motion. Let foam work on skin for one to three minutes while it dissipates from white to clear. Rinse with warm water and towel dry.

toner

KEEPS YOUR COMPLEXION CALM AND SHINE FREE. NU SKIN CLEAR ACTION™ TONER CALMS ANGRY RED SKIN AND MANAGES PRESENT OIL LEVELS, PROMOTING A SHINE-FREE, CLEAR COMPLEXION. LICORICE EXTRACT SOOTHES IRRITATED SKIN WHILE ZINC PCA HELPS CONTROL SEBUM LEVELS. POTASSIUM ASCORBYL TOCOPHERYL PHOSPHATE (A SPECIAL BLEND OF VITAMINS C AND E) REPLENISHES THE NATURAL ANTIOXIDANT SUPPLY THAT IS LOST WHEN YOUR SKIN IS FIGHTING BREAKOUTS.



DIRECTIONS Use both morning and night after cleansing. Unlock the pump by twisting the cap counterclockwise. Place a cotton ball on top of the open pump and push down two times. Apply to face and neck area. Relock pump by twisting the cap in a clockwise direction.



day treatment

TREATS AND PROTECTS YOUR COMPLEXION. NU SKIN CLEAR ACTION™ DAY TREATMENT HELPS IMPROVE BREAKOUTS AND ASSOCIATED SIGNS CAUSED BY THE INTERNAL AND EXTERNAL STRESSES OF LIFE. CONTAINS HEXAPEPTIDE-2, WHICH HAS BEEN SHOWN TO HELP REDUCE THE POTENTIAL DEVELOPMENT OF DARK SPOTS. WHITE TEA EXTRACT IS A POWERFUL ANTIOXIDANT THAT PROTECTS AND HELPS RESTORE YOUR SKIN'S NATURAL RESILIENCY TO KEEP IT LOOKING HEALTHY. SALICYLIC ACID CLEARS PORES TO REDUCE MOST BREAKOUTS.

DIRECTIONS Use in the morning after applying toner. Dispense a pearl-sized amount onto fingertip, then in an upward, outward motion, lightly smooth on face and neck.





HELPS YOU WAKE UP TO HEALTHIER LOOKING SKIN. NU SKIN CLEAR ACTION™ NIGHT TREATMENT ERASES THE SIGNS OF BREAKOUTS WHILE YOU SLEEP. RETINOL AND PATENTED ALPHA LIPOIC ACID WORK TO DIMINISH THE APPEARANCE OF REMNANT MARKS (UNEVEN SKIN TEXTURE AND DISCOLORATION) ASSOCIATED WITH PAST BREAKOUTS FOR A SMOOTH, CLEAR, EVENLY TONED COMPLEXION WHILE SALICYLIC ACID CLEARS PORES.





night treatment

DIRECTIONS Use at night after applying toner. Dispense a pearl-sized amount onto fingertip, then in an upward, outward motion, lightly smooth on face and neck.



NU SKIN CLEAR ACTION™

focus

PRODUCT	PAST	PRESENT	FUTURE
 <p>NU SKIN CLEAR ACTION™ FOAMING CLEANSER</p>		Salicylic acid penetrates pores to eliminate most blemishes.	Keeps skin clean so oil will not build up and cause future breakouts.
 <p>NU SKIN CLEAR ACTION™ TONER</p>	Potassium ascorbyl tocopheryl phosphate (a special blend of vitamins C and E) restores skin vitality.	Salicylic acid penetrates pores to eliminate most blemishes; licorice extract soothes the skin and helps reduce the appearance of redness.	Zinc PCA controls oil, helping prevent shine and future breakouts.
 <p>NU SKIN CLEAR ACTION™ DAY TREATMENT</p>		Salicylic acid penetrates pores to eliminate most blemishes; white tea extract replenishes the skin's natural antioxidant supply that is depleted as the body fights acne; willowherb, bisabolol, and allantoin soothe the skin and help reduce redness.	Lactic acid helps exfoliate dead skin cells to reveal smoother, clearer skin; hexapeptide-2 helps reduce the potential development of dark spots.
 <p>NU SKIN CLEAR ACTION™ NIGHT TREATMENT</p>	Patented alpha lipoic acid helps improve the appearance of uneven texture and skin discoloration from past breakouts; retinol works to smooth and even skin tone.	Salicylic acid penetrates pores to eliminate most blemishes.	

FAQs

How long will it be until I see results with the Nu Skin Clear Action™ System?

+ Within one week, skin should appear calmer, smoother, and less oily. After a few weeks, there should be an overall improvement in skin clarity, texture, and breakout frequency. After four weeks, skin will become more radiant and even toned as breakouts diminish.

Is the system formulated for the face only or can it be used on the chest and back?

+ The Nu Skin Clear Action™ System can also be used on the chest and back.

What if I get the product in my eyes?

+ Flush your eyes with water. If severe irritation results, contact a doctor.

What should I do if my skin experiences dryness and itching while using the system?

+ If you experience severe itching and irritation while using the system, discontinue use. However, if you notice mild dryness, you can address the problem by applying a Nu Skin moisturizer fortified with Nutricentials™ after the Nu Skin Clear Action™ Day or Night Treatment.

I've just started using Nu Skin Clear Action™ and my skin is breaking out. Why?

+ Your skin may flair up slightly as it adjusts to the Nu Skin Clear Action™ regimen. We recommend using Epoch® Blemish Treatment, after Nu Skin Clear Action™ Day or Night Treatment, as a spot treatment while your skin adapts.

Can I use other products in conjunction with the system?

+ For added hydration, use Moisture Restore™ Day Protective Lotion SPF 15 for combination to oily skin in the morning and Night Supply™ Lotion in the evening. For moderate to deep lines and wrinkles, use Tru Face™ Line Corrector. For a spot treatment, use Epoch® Blemish Treatment. These products should be applied after Nu Skin Clear Action™ Day or Night Treatment. We recommend adding one product at a time to your acne regimen to test for irritation. For additional information about the use of other Nu Skin products with this system, please visit www.nuskin.com.

If my skin is oily and has a tendency to breakout, but is currently clear, can I use the Nu Skin Clear Action™ System?

+ Yes. The Nu Skin Clear Action™ System is designed to improve all issues associated with acne, including past scarring and future breakouts. However, if your skin is clear, we recommend using Nu Skin's daily skin care products fortified with Nutricentials™.

How long should the system last?

+ Each product in the system is designed to last approximately 30 days.

Can I use products in the Nu Skin Clear Action™ System if I am also using doctor-prescribed acne medications such as Accutane or Retin-A?

+ If you're under the care of a physician, you should consult with him or her before starting a new skin care regimen. With your physician's approval, start using the Foaming Cleanser. If it's not too drying for your skin, gradually add the remaining products to your regimen, one at a time.

Can teenagers use this system?

+ Yes. Even though it is marketed for adults, the system is not designed for a specific age category. It is designed to treat all symptoms of acne whether you are a teenager or an adult.

Should I wear a sunscreen while using the system?

+ With any of our systems, Nu Skin recommends the use of sunscreen to protect the skin from sun damage. We suggest trying Nu Colour® Skin Beneficial™ Tinted Moisturizer or Moisture Restore™ Day Protective Lotion SPF 15.

nu skin clear action™:
clearing beyond
the breakout



©2002 NU SKIN INTERNATIONAL, INC.
75 WEST CENTER STREET, PROVO, UTAH 84601
1-800-487-1000

www.nuskin.com