

ageLOC

LumiSpa™



USER'S MANUAL

TABLE OF CONTENTS

General Safety Instructions	3
System Components	6
Silicone Heads and Cleanser Options	7
Charging Your ageLOC® LumiSpa™ Device	8
Attaching and Removing Your Silicone Head	11
Using Your ageLOC® LumiSpa™ Device	12
Cleaning and Caring for Your ageLOC® LumiSpa™ Device	14
Technical Specifications	15
Servicing And Device Disposal	16
Replacement and Warranty Information	17

GENERAL SAFETY INSTRUCTIONS

The ageLOC® LumiSpa® device, Accent head and silicone tip are designed for use by adults. Persons with reduced physical, sensory, or mental capabilities or lack of experience and knowledge and children above 16 years can use the device if they have been given supervision or instruction concerning use of the appliance in a safe way and understand the hazards involved. The ageLOC® LumiSpa® device, Accent head and silicone tip are not toys and children should not play with them nor use them. Cleaning and user maintenance should not be performed by children.

PRECAUTIONS AND WARNINGS FOR SAFE USE

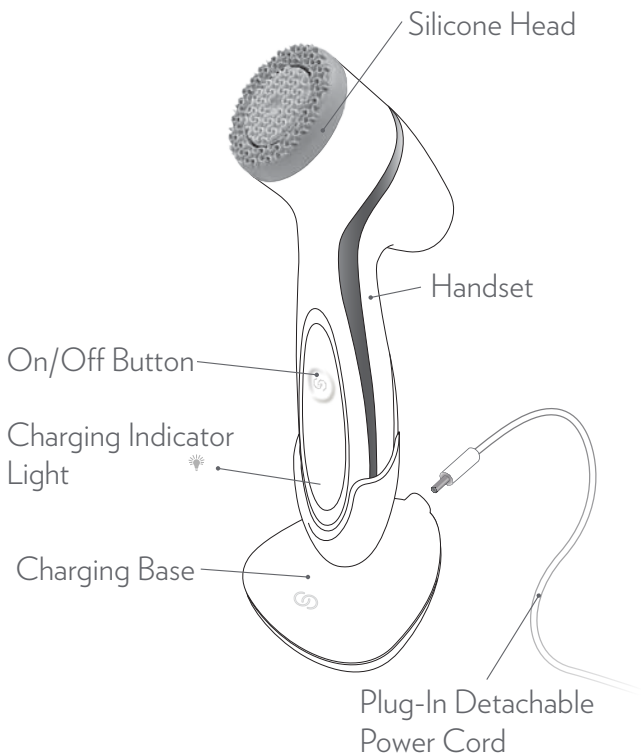
- Do not use the plug-in detachable power supply unit in a wet environment, near bathtubs, showers, basins or other vessels containing water. It must be placed where it cannot fall into water.
- ageLOC® LumiSpa™ is safe to use in the shower or wet environment. However, the charging base should not be exposed to water.
- ageLOC® LumiSpa™ contains batteries that are non-replaceable. For the purposes of recharging the battery, only use the detachable power supply

unit provided with this device. Plug the detachable power cord into the charging base. Plug the detachable power supply into an outlet and charge your device for at least 12 hours. When used as recommended, the fully charged device should last at least a week.

- Never place your device near or over a radiator, heat register, or any other heat source. Avoid leaving your device in an overly hot or cold environment for prolonged periods of time. The storage temperature range for the device is between 10°C and 45°C. For optimal battery life, we advise avoiding temperatures above 30°C.
- Do not use harsh chemicals or abrasives on your ageLOC® LumiSpa™ device.
- Keep out of reach of children.
- Do not use device if silicone head is damaged.
- Only use device as directed and do not apply an excessive amount of product on your face for optimal use of the silicone head.
- Do not use ageLOC® LumiSpa® device, Accent head and silicone tip longer and not more frequently than the application time indicated in the instructions of use.

- Move from one area on your face to the next and do not use for an excessive period on only one area of the skin.
- Only use ageLOC® LumiSpa® device, Accent head and silicone tip as directed and do not use on compromised skin or raised moles.
- Do not use ageLOC® LumiSpa® device, Accent head and silicone tip if they appear to be damaged or broken to avoid injuries.
- Do not use power cord if it becomes wet or if it is in a wet environment.
- Do not handle charging base with wet hands.
- Regularly clean handgrip.
- Do not share the silicone head & tips with other people.
- The ageLOC® LumiSpa® Accent head should not be used in the shower.

SYSTEM COMPONENTS



NOTE: Illustrations do not reflect actual size.

ageLOC® LUMISPA™ SILICONE HEADS AND ageLOC® ACTIVATING CLEANSERS OPTIONS

ageLOC® LumiSpa™ offers a selection of silicone heads and activating cleansers, so you can find the optimal combination for your skin type.

Silicone Heads

Each ageLOC® LumiSpa™ silicone head features a gentle, nonabrasive silicone face. There are two head options available: Normal and Firm.



Normal

For normal to
combination skin



Firm

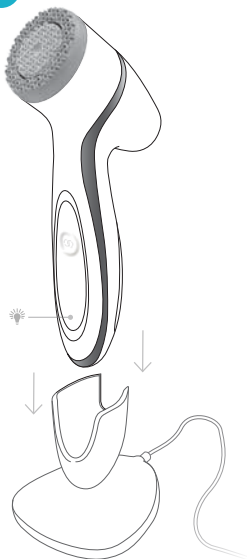
For oily skin


Cleanser Options

The ageLOC® LumiSpa™ activating cleansers are designed to be compatible with the ageLOC® LumiSpa™ device. There are various ageLOC® LumiSpa™ activating cleansers options, which are based on skin type and personal preference. Check nuskin.com for more information.

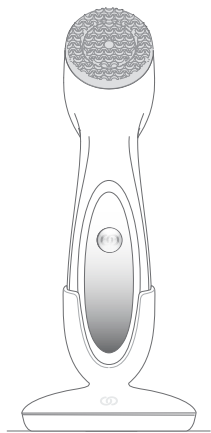
CHARGING YOUR ageLOC® LUMISPA™ DEVICE

1



- The lights on the front of the handset indicate battery power. An amber light filling only the bottom third of the handset signifies a low battery.
- When the battery power runs out, the light on the bottom third of the handset  will be amber and will flash twice, and then shut off completely. In order to protect the battery, this will only occur the first one or two times that you try to turn on the device. After that, the device will not respond when you try to turn it on.
- As you charge the device, the lights on the ageLOC® LumiSpa™ handset will flash for 15 seconds. Then, the On/Off button will pulse, indicating that the device is charging.

- Prior to placing your ageLOC® LumiSpa™ device in the charging base, **make sure your device and head are completely dry.**
- Plug the detachable power cord into the charging base. Plug the detachable power supply into an outlet and charge your device for at least 12 hours. When used as recommended, the fully charged device should last 7 to 10 days. Do not use the plug-in detachable power supply in a wet environment.
- When you place your device in the charging base, the lights on the ageLOC® LumiSpa™ handset will radiate for a short time and the On/Off button will remain lit. Then, the On/Off button will pulse slowly, indicating the device is charging.
- The On/Off button will remain lit when the device is fully charged.



WARNING: Rechargeable batteries, like those used in ageLOC® LumiSpa™, need to carry a minimal charge in order to function properly. For optimal battery life, we recommend charging your device whenever low battery is indicated and to avoid storing the device unused for months at a time.

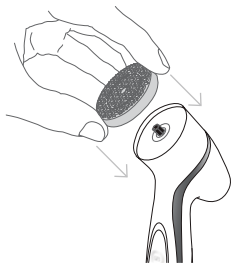
If you press the device too firmly onto your skin, the counter-oscillating motion will stop and the device will vibrate once slowly. Lift the device slightly to resume application.

If you scrub your face too aggressively with the device, the counter-oscillating motion will stop and the device will vibrate quickly several times. Glide the device across your face using slow, broad strokes to resume application and avoid eye area.

ATTACHING AND REMOVING YOUR SILICONE HEAD

1

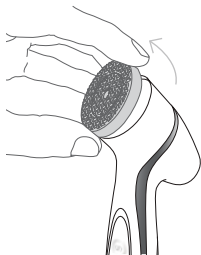
Attaching your ageLOC® LumiSpa™ head



- Grip the sides of the head.
- Align the hole on the back of the head surface with the black rotating axle on the LumiSpa handset.
- Gently press the head onto the axle until it clicks.

2

Removing your ageLOC® LumiSpa™ head



- Grip the sides of the head.
- Gently lift the top of the head and pull until it releases.

USING YOUR ageLOC® LUMISPA™ SYSTEM

ageLOC® LumiSpa™ is a twice daily regimen. Use it morning and night for best results.



STEP 1

- Moisten face with lukewarm water.
- Apply ageLOC® LumiSpa™ activating cleanser to the face avoiding the eye area.

STEP 2



- Wet ageLOC® LumiSpa™ head by placing it under running water. Then turn on device by pressing the On/Off button.
- Each of the four lights around the center button will flash once and the head will immediately begin to counter-oscillate, first slowly, then up to normal speed.



- Slowly glide the silicone head back and forth over one of the areas of your face using broad strokes. Do not use a scrubbing motion, move across the face quickly or press too hard and avoid the eye area.



- The ageLOC® LumiSpa™ device will pause quickly three times every 30 seconds to prompt you to move from one area of the face to the next.

STEP 3



- Device will stop after your session is complete and will turn off automatically.
- Rinse your face with water to remove residual cleanser.

NOTES

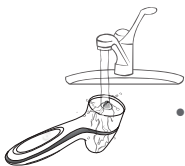
If at any time you would like to pause your device, press the On/Off button once. To turn off the device, press and hold the On/Off button down for 2 seconds. ageLOC® LumiSpa™ is suitable for makeup removal. However, do not use the device around the eye area.

CLEANING AND CARING FOR YOUR ageLOC® LUMISPA™ DEVICE

AFTER EVERY USE:



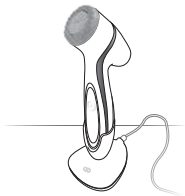
- Remove the head from the device. Rinse it with water while rubbing to remove residual cleanser. Wipe the head dry with washcloth thoroughly.



- Rinse device under water.



- Wipe device dry with washcloth.



- Only reattach the silicone head to the device after both components are thoroughly dry.
- Set device in charging base when it is completely dry.

TECHNICAL SPECIFICATIONS

Model: ageLOC® LumiSpa™

- Plug-in Power supply unit:
 - Input: Rated Voltage 100-240V~, Rated frequency 50-60Hz, Rate current 0.3A
 - Output: 5.9V \equiv 1000mA. It must only be supplied at Safety Extra Low Voltage 5.9V \equiv
- Charging base:
 - Input: 5.9V \equiv 1000mA
- ageLOC® LumiSpa™ device:
 - Input: 5.9V \equiv 1000mA

It is a battery-operated device. The battery is charged within the device. Rechargeable batteries, like those used in ageLOC® LumiSpa™, need to carry a minimal charge in order to function properly. For optimal battery life, we recommend charging your device whenever low battery is indicated and to avoid storing the device unused for months at a time.

Electromagnetic Compatibility: Complies with the requirements of the EMC Directive 2014/30/EU

Safety: Complies with the requirements of the Low Voltage Directive 2014/35/EU

Weight of the device and battery pack: 214.28 g

SERVICING

Do not attempt to repair your device yourself. This will void any warranty. There are no user-serviceable parts inside. Please see warranty section for service.

DEVICE DISPOSAL

You must dispose of ageLOC® LumiSpa™ properly according to local laws and regulations. Because ageLOC® LumiSpa™ contains electronic components and a NiMH (Nickel-Metal Hydride) battery pack, it must be disposed of separately from household waste. When ageLOC® LumiSpa™ reaches its end of life, use the return and collection systems available in your country. Some materials can in this way be recycled or recovered.

WARRANTY

Limited Two-Year Warranty: Nu Skin® guarantees your device to be free from defects in materials and workmanship for a period of two years from the original date of delivery to you. This warranty does not cover damage to the product as a result of misuse or accident. If the product becomes defective within the two year warranty period, please call your local Nu Skin® Support to arrange for a repair or replacement. You may be required to present a formal sales receipt showing the delivery date. Nu Skin® reserves the right to inspect the device. This warranty does not affect your statutory rights in law specific to the country of purchase, such rights remain protected. This warranty is valid in Austria, Belgium, Czech Republic, Denmark, Finland, France, Germany, Hungary, Iceland, Ireland, Israel, Italy, Luxembourg, Norway, Poland, Portugal, Romania, Russia, Slovakia, South- Africa, Spain, Sweden, Switzerland, The Netherlands, Ukraine and United Kingdom.



Disposal of Old Electrical & Electronic Equipment (applicable in the European Union and other European countries with separate collection schemes)

This symbol on the product or on its packaging indicates that this product shall not be treated as household waste. Instead it shall be handed over to the applicable collection point for the recycling of electrical and electronic equipment. By ensuring this product is disposed of correctly, you will help prevent potential negative consequences for the environment and human health, which could otherwise be caused by inappropriate waste handling of this product. The recycling of materials will help to conserve natural resources. For more detailed information about recycling of this product, please contact your household waste disposal service.



The CE marking shows that the manufacturer has checked that this product meets EU safety, health or environmental requirements. It is an indicator of a product's compliance with EU legislation and allows the free movement of products within the European market.



The EAC Mark (EurAsian conformity Mark) is a mark that must be affixed on a product to demonstrate its compliance to the Customs Union standard.



EAC CE



NSE Products Europe BVBA,
Da Vincilaan, 9 - 1930, Zaventem, Belgium

- RU** ООО «Нью Скин Энтерпрайсиз РС», 119049,
Москва, ул. Донская, 29/9, стр. 1,
тел.: 8-800-700-1984.
- UA** ТОВ «Ну Скін Ентерпрайзес Україна», 03680,
Україна, Київ, вул. М. Грінченка, буд. 4,
тел.: 0-800-30-19-84.
- ZA** Nu Skin Enterprises South Africa (Pty) Ltd.
Techno Link 63, Regency drive, Route 21
Corporate Park, Nellmapius Drive, Irene, 0157,
South Africa.