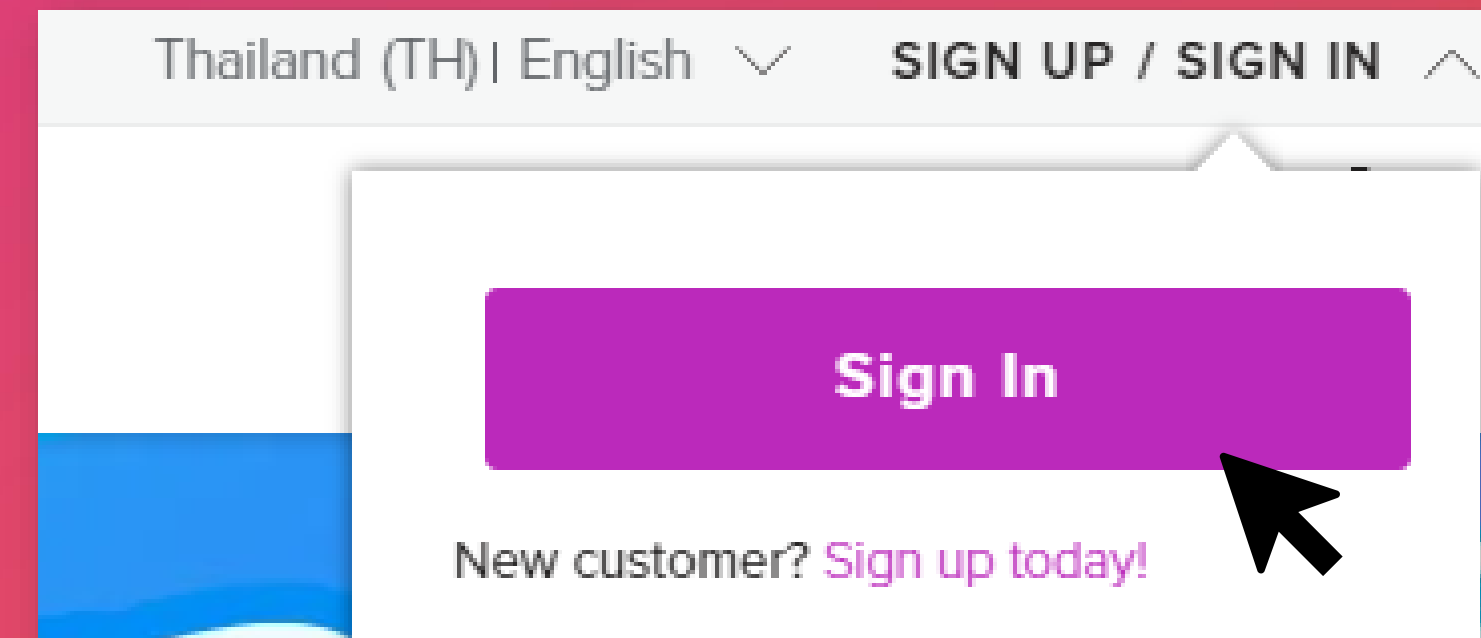


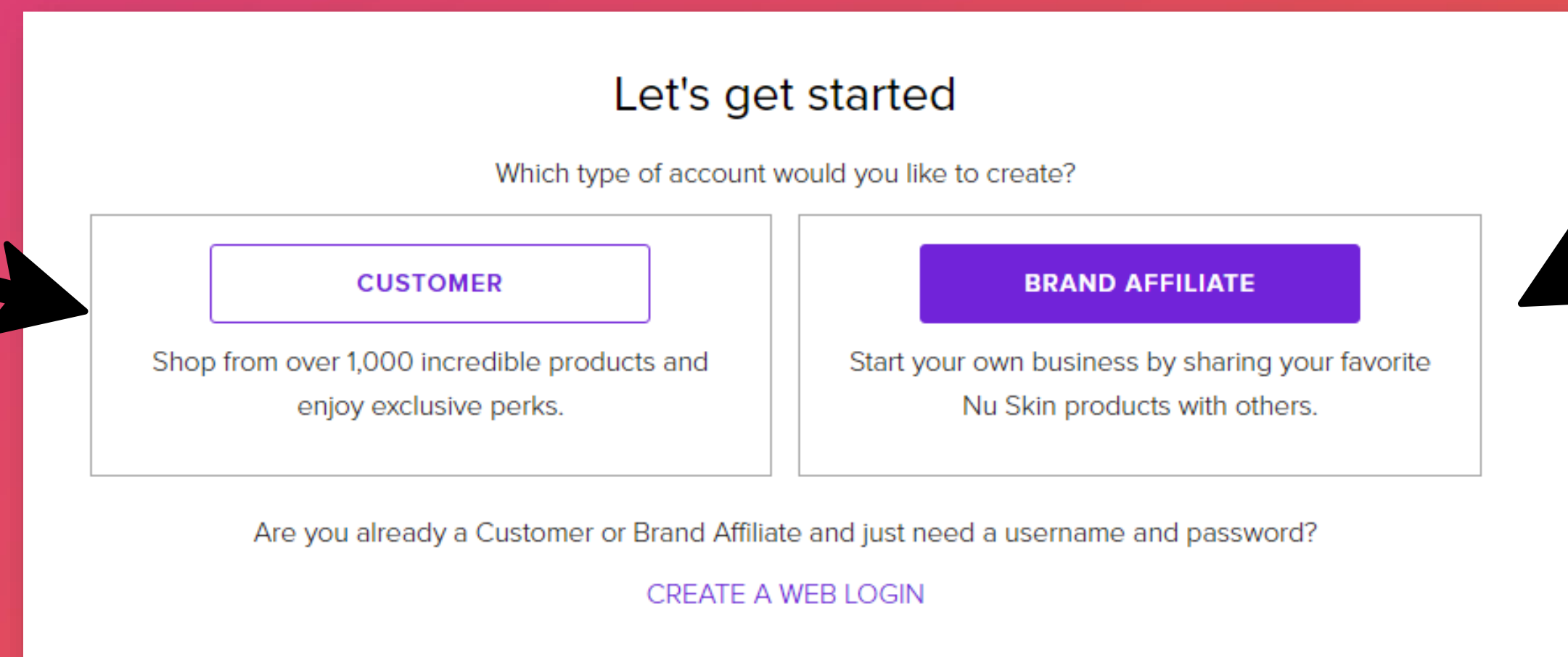
How to create an account



Select market



Click SIGN UP / SIGN IN > Sign up today



Click “Customer”, if you want to buy in retail price

Click “Brand Affiliate”, if you want to apply for Brand Affiliate

5

4

Who is your Sponsoring Brand Affiliate?

[What is a Brand Affiliate?](#)

Sponsoring Brand Affiliate ID

Once click at “Brand Affiliate”, you will go to this page. Put sponsoring Brand Affiliate ID

Create Account

Fill out this form to start your Brand Affiliate journey!

Personal Information

First Name/Authorized Representative (Thai)

Last Name (Thai)

First Name (English)

Last Name (English)

Date of Birth

Address

Address Line One

Address Line Two (Optional)

City

Post Code

Fill in personal information

6

Legal Documents & Agreements

☒ I understand and accept that my becoming a Brand Affiliate requires me to abide by the additional terms and conditions set out in various Nu Skin plans, guidelines and documents, including but not limited to the [Sales Performance Plan](#), [Privacy Notice](#), [Sales Compensation Summary](#), and [Refund Policy](#). I confirm having read and understood the various documents referred to above, and I will do the same with such documents added or updated by Nu Skin from time to time.

☒ In addition to the above, I confirm that I am 20 years old and above, and that I have read and understood the terms and conditions set out in the [Brand Affiliate Agreement](#) and [Policies and Procedures](#). I accept the aforesaid documents as having been incorporated into this application with Nu Skin Enterprises Thailand and Nu Skin International, Inc to become a Nu Skin Brand Affiliate. [Where registrant is 18 years old and above but below 20 years old] I confirm that I have obtained my parent's/guardian's written consent and will provide this written consent when making this temporary account permanent.

How would you like to receive promotional material from Nu Skin? (Optional)


☒ Opt in to Marketing Emails

Nu Skin enJoy Rewards is a rewards-based program based on how you spend. The more you shop, the more rewards you'll discover! (Optional)

☒ Opt in to Nu Skin enJoy Rewards
I have read, understand, and agree to the [Terms and Conditions](#).

Create new account

7


นุสกิน ไทยแลนด์
 ID:

Profile
 My Account
 Volumes
 My Site
 Manage ARO
 Tracking
 Sign Out

Feedback

You will receive Brand Affiliate ID
and ready to make an order

Read term and conditions carefully.
Then, click create new account

How to create an account

1. Go to www.nuskin.com select Thailand
2. Click Sign Up / Sign In > Click Sign up Today!
3. Select :
 - BRAND AFFILIATE if you would like to apply for a Brand Affiliate) ***Fill in sponsor ID and recheck name of sponsor. This field is required.
 - CUSTOMER if you would like to buy products in retail price and do not want to apply for a Brand Affiliate.
4. Ensure you are signing up in the correct market. You can change markets by click TH/English button at the top of the screen on your right hand side, then select “Select Another Region”. Please make sure that you fill in all required information.
5. Study all legal documents & agreements carefully by clicking link of each policy and check the box if you agree with the agreements.
6. Please check the box if you agree to allow us send update information via email and enroll in enJoy rewards program (please read terms and conditions carefully)
7. Click create new account. Then you will receive your Brand Affiliate ID and start to shop.