



 ageLOC® 修身美顏 Spa
Galvanic Spa® System III

年 輕 肌 膚 解 碼

UnLOC Visible Renewing Youth

ageLOC® 修身美顏 Spa#

GALVANIC SPA® SYSTEM III#

1.

多功能美容儀，一機滿足面部、身體肌膚及頭皮護理所需，帶來無可比擬的 Home Spa 體驗

A multi-functional beauty device offers a wide range of treatment options for face, body and scalp for extraordinary home spa experience

2.

安全、智能的微電流可根據肌膚需要於護理時自動調節至合適的微電流水平

Safe and smart self-adjusting currents customizes to individual skin needs at the moment of treatment

3.

可轉換導頭與獨特調配的產品相輔相成，發揮最佳修護效果

Incorporate interchangeable attachments and unique companion products for highest efficacy

4.

科學實證能促進有效成分輸送至肌膚，帶來快速、顯著的修護功效

Scientifically proven to provide fast, noticeable benefits with enhanced delivery of key ingredients





5.

清晰的屏幕及指示讓操作更簡易方便

User friendly interface and navigation for simple and convenient operation

6.

3大設計及功能專利

3 exclusive patents on design and function

Nu Skin

2017 至 2023 年全球排名第一的美容儀器系列品牌*
The World's #1 Brand for Beauty Device Systems from 2017 to 2023*

*資料來源：歐睿國際有限公司；零售價值 RSP 條款、所有銷售管道；2017 年至 2022 年。美容系列指的是專屬搭配或建議與同品牌外用消費品一起使用之居家護膚美容儀器。宣稱驗證根據 2023 年 4 月至 6 月間所做的客製化研究與方法調查。居家護膚美容儀器銷售額包含 Passport 資料庫所定義之電動潔面儀的銷售額。此類別不包含護髮/除毛用具、剃鬚刀、和口腔保健用具。

* Source: Euromonitor International Limited; Retail Value RSP terms; all channels; 2017 to 2022. Beauty Systems are at-home Skin Care Beauty Devices that are exclusively paired or recommended to be used with a topical consumable of the same brand. Claim verification based on Euromonitor custom research and methodology conducted April-June of 2023. Sales of at-home skin care beauty devices includes sales of electric facial cleansers as defined in Passport database. This category does not include hair care/removal appliances, body shavers, and oral care appliances.



智能專利微電流

PATENTED SELF-ADJUSTING CURRENT

於1791年，意大利科學家 Luigi Galvani 發現人體能傳導電流，並將此用於促進健康用途上，故現今醫學美容上所使用的「Galvanic 微電流」便由此命名。

自此，在過去幾十年，水療和美容沙龍的專業人員便開始使用溫和的 Galvanic 微電流於量身訂製的護理中，為肌膚注入活力。Galvanic 護理帶來的輕柔按摩有助匯聚細胞能量，促進血液循環，改善膚色及肌膚透亮度。

隨著科技進步，Galvanic 微電流的應用得到更大發展，更延伸至家用美容儀器當中。ageLOC® 修身美顏 Spa# 亦運用了 Galvanic 微電流，於個別修護模式中自動發放正或負極電流，並與帶電極的產品成分互相牽引 — 透過正正相斥、正負相吸的原理，將修護成分推進肌膚內，同時吸走肌膚內的污垢。

Spa 機並未在台灣上市
Spa device is not launched in Taiwan market

The “Galvanic current” is named after Luigi Galvani, an Italian scientist who, in 1791, discovered that body conducts electric currents and use it for health benefits.

Spa and salon professionals since then have used gentle Galvanic currents in customized treatments to refresh and energize the skin for several decades—because the gentle massaging action of a Galvanic treatment helps focus cellular energy and enhance circulation to improve skin clarity and complexion.

With the advancement of technology, the use of Galvanic current had been extended to home beauty devices. ageLOC® Galvanic Spa® System III# has also made use of Galvanic current to release positive or negative charges automatically in each treatment program, and the treatment gels are mutually conditioned by the Galvanic current – like charges repel each other and opposites attract. As a result, the currents are able to “push” the product into the skin which facilitates the delivery of key ingredients and “pull” the dirt out from the skin.

5大功能

5 FUNCTIONS

集輕巧、智能與高效於一身，ageLOC® 修身美顏 Spa# 擁有專利技術可自動調節微電流，並配備4款不同功能的導頭，專為配合經特別調配的帶電極修護產品使用，有助促進修護成分輸送到肌膚。

Small, smart and powerful, ageLOC® Galvanic Spa® System III# features patented self-adjusting currents and four interchangeable conductors that work synergistically with Nu Skin's specially formulated charged treatment products to facilitate the transport of key ingredients to the skin.



Spa 機並未在台灣上市
Spa device is not launched in Taiwan market

美顏導頭
Face Conductor



煥發肌膚活力 Rejuvenate Skin



美顏精華
Facial Gels

深層補濕 Restore Hydration



速效深層水磁面膜
PowerMask

重點修護導頭
Spot Treatment
Conductor



撫平皺紋 Remove Wrinkles



活顏抗皺精華
TRU FACE® Line Corrector

纖體導頭
Body Conductor



塑造美體線條 Refine Body Shape



緊緻凝膠
Body Shaping Gel

健髮導頭
Scalp Conductor



賦活秀髮健康 Revitalize Hair



深層賦活滋養精華
Nutriol® Intensive Scalp & Hair Serum

面部護理

FACE CARE

逆轉疲憊，煥發肌膚年輕活力

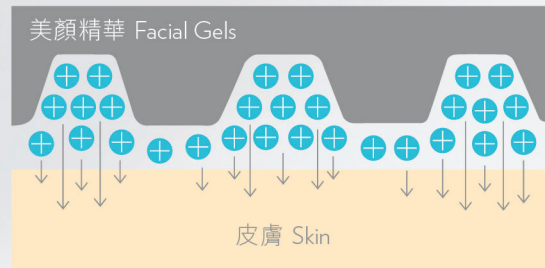
Transform tired, stressed complexion into a revitalized,
rejuvenated you



專利美顏導頭 Patented Face Conductor

ageLOC® 美顏導頭能緊貼面部輪廓，導頭上獨特的坑槽設計能鎖住更多美顏精華，讓肌膚與精華保持更佳接觸，以達至更佳修護效果。

ageLOC® Face Conductor is a unique, patented conductor designed to better follow the contours of the face, while the grooved surface helps hold more Facial Gels and keep constant contact with the skin for better treatment results.



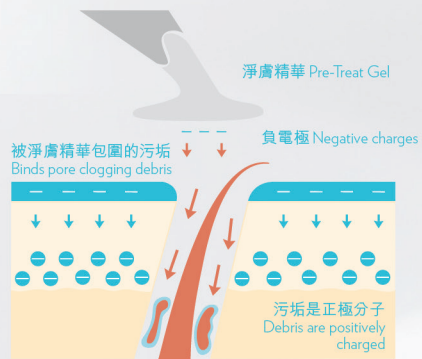
紓緩調理肌膚 Soothers and Conditions Skin



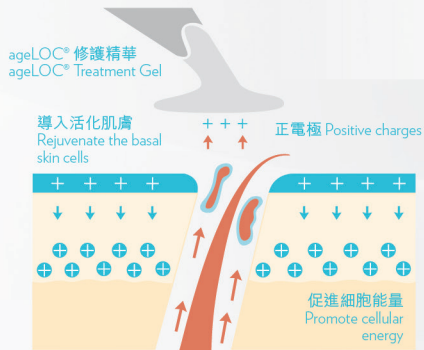
淨膚精華 Pre-Treat Gel

蘊含萬壽菊、海草及香草精，能紓緩調理肌膚。淨膚精華更能黏附著肌膚中的污垢；溶解和液化面上過剩的油脂，讓毛孔得以暢通呼吸。

Contains Marigold, Sea Kelp and Vanilla Extracts that help soothe and condition skin. Pre-Treat Gel can bind to impurities; dissolves and liquefies excess facial oils and allows pores to breathe.



加強修護 Intensive Nourishing



ageLOC® 修護精華 ageLOC® Treatment Gel

蘊含 ageLOC® 修護成分以直擊老化根源，讓您煥發年輕光采，減少面上老化痕跡。ageLOC® 修護精華能清除被淨膚精華黏附著的污垢物，讓您肌膚感覺更柔軟、潔淨及清新。

Contains ageLOC® compliant blend which targets the ultimate sources of aging to preserve your youthful look and reduce the appearance of aging. ageLOC® Treatment Gel can remove impurities targeted in the pre-treat step, leaves skin feeling incredibly soft, clean, and refreshed.



建議用法 Suggested Usage



- 額頭
Forehead
- 眼周肌膚
Skin around the eyes area
- 臉部肌膚
Face
- 頸部肌膚
Neck

步驟 1 Step 1 將 ageLOC® 美顏導頭接上 ageLOC® 修身美顏 Spa®。
Snap the ageLOC® Face Conductor on the ageLOC® Galvanic Spa® System III®.

步驟 2 Step 2 按設定鍵直至顯示屏中央顯示所需修護號碼。
Press the selection button until the required treatment number appears in the middle of display.

步驟 3 Step 3 將導頭輕觸面部以自動調節至合適的微電流水平。
Select this treatment by pressing the conductor head against your face for the current level to self-adjust.

步驟 4 Step 4 享受 Spa 護理療程。建議每週使用 2 - 3 次以達至最佳效果。
Enjoy the Spa treatment. For optimal result, use 2 - 3 times a week.

保濕護理

HYDRATION TREATMENT

深層保濕、鎖水再抗老，打造水潤凍齡肌！

Deep hydration, moisture retention and anti-aging for moisture-youthful skin!



缺水是肌膚老化的一大元凶！ageLOC® 速效深層水磁面膜的獨特配方能即時滋養，為肌膚深層補水，減淡歲月痕跡，讓肌膚回復看得見的水潤飽滿。

Dehydration is one of the main causes of skin aging! ageLOC® GALVANIC SPA® PowerMask infused with proprietary blend of ingredients to provide instant nourishment and deep hydration to the skin, reducing the appearance of fine lines and wrinkles for a visibly renewed and plumped skin.



補水 · 肌膚保濕配方 Moisturizing · Skin Hydration Blend

糅合海藻糖、甘油及帶電極保濕因子，為肌膚提供水分及滋養。

A blend of trehalose, glycerin and charged hyaluronic acid that provides hydration and nourishing benefits to the skin.

鎖水 · 帶電極保濕因子 Moisture Retention · Charged Moisture Magnets

配合 ageLOC® 修身美顏 Spa# 微電流使用時，可牽引面膜中的水分磁場將水分迅速深入肌膚，為肌膚深層補水。

When paired with Galvanic current, the moisture magnets mobilize to deliver an intense surge of refreshing hydration.

抗老 · 專有 ageLOC® 成分 Anti-Aging · ageLOC® Blend

直擊老化根源，煥發年輕肌膚。

Targets the sources of aging to preserve the look of youth.

Spa 機並未在台灣上市
Spa device is not launched in Taiwan market



卓越功效 Excellent Performance

使用 ageLOC® 速效深層水磁面膜，配合 ageLOC® 修身美顏 Spa# 修護號碼 <4> 按摩 5 分鐘後的皮膚改善度：

Improvements after applying ageLOC® GALVANIC SPA® PowerMask with Galvanic Spa® treatment number <4> for 5 minutes:

25% 提升水潤度
Increase Skin Hydration

30% 提升光滑度
Improve Skin Brightness

30% 提升飽滿度
Visibly Plump

21% 煥發年輕外表
Younger Appearance

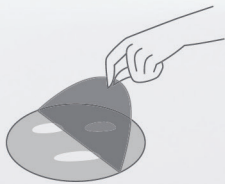
23% 提升柔嫩度
Improve Skin Smoothness

即時
Instant 皮膚降溫效果
Skin Cooling Effect

Spa 機並未在台灣上市
Spa device is not launched in Taiwan market

建議用法 Suggested Usage

步驟 1 Step 1



潔淨肌膚，小心展開面膜，移除其中一面的網狀保護膜。

Begin with clean skin. Delicately unfold the mask and remove the mesh lining on one side.

步驟 2 Step 2



將面膜平敷臉上，保護膜朝外。

Apply the mask to your face, with the unlined side on your skin.

步驟 3 Step 3



移除另一面的網狀保護膜。

Remove the mesh lining on the other side.

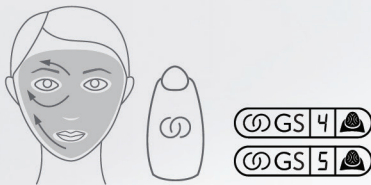
步驟 4 Step 4



按面部輪廓調整位置。

Adjust the mask to your face.

步驟 5 Step 5



配合 ageLOC® 修身美顏 Spa® 使用，開始肌膚護理。以導頭輕觸面部，將設定按鈕調整至修護號碼 <5>，由臉中央開始，由內至外輕輕按摩2分鐘。如想享受更強效的護理，將設定按鈕調整至修護號碼 <4>，並按摩5分鐘。

Begin your ageLOC® Galvanic Spa® treatment, gently placing the device to your skin, starting at the center of your face and moving outward. Use Galvanic Spa® setting selection <5> for 2 minutes. For a more intensive treatment, use Galvanic Spa® setting selection <4> for 5 minutes.

步驟 6 Step 6



以 Spa 機完成護理後，讓面膜停留臉上約10至15分鐘。

After the Galvanic Spa® treatment, relax and leave the mask on for another 10 - 15 minutes.

步驟 7 Step 7



取下面膜，輕輕按摩讓肌膚吸收剩餘的精華液，再進行日常保養程序。

Remove the mask and follow with your regular skin care regimen.

抗皺護理

ANTI-WRINKLE TREATMENT

淡化細紋及皺紋

Reduce the appearance of fine lines and wrinkles





平滑無紋肌的奧秘 Secret to Youthful Skin

健康的膠原蛋白能支撐皮膚結構，讓肌膚充滿彈力。但隨年齡增長，膠原蛋白日漸流失，肌膚便開始鬆弛，皺紋亦隨即出現。

ageLOC® 修身美顏 Spa® 能把活顏抗皺精華中的重要成分 — 含正電極的肽深層推入肌膚，有效促進膠原蛋白產生，幫助淡化細紋及皺紋。

Healthy collagen could support the skin structure and promote skin elasticity. But as we age, collagen decreases over time. As a result, skin starts to sag and wrinkles appear.

ageLOC® Galvanic Spa® System III® can effectively drive the positively charged vital ingredient in TRU FACE® Line Corrector – Peptides – deeper into the skin, boosting collagen production to soften fine lines and wrinkles.

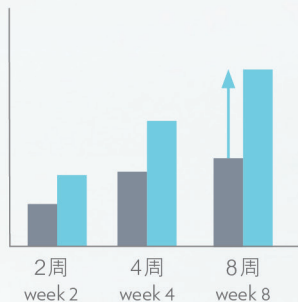
保持年輕肌膚的最佳拍檔 The Best Partner to Maintain Youthful Skin

92.5%

使用者同時使用 ageLOC® 修身美顏 Spa® 及活顏抗皺精華8星期後，肌膚改善程度較只用活顏抗皺精華更為顯著！[^]

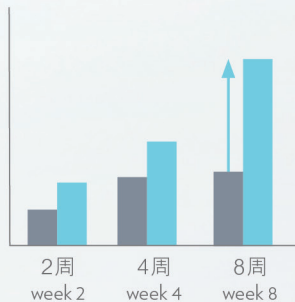
of participants saw an improvement in their skin from using TRU FACE® Line Corrector in combination with the ageLOC® Galvanic Spa® System II# instrument for eight weeks rather than just using TRU FACE® Line Corrector on its own.[^]

於細紋位置
Fine lines area



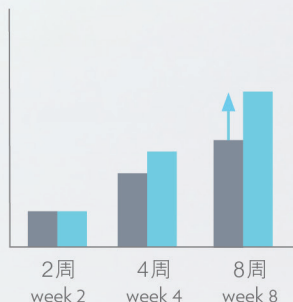
改善程度增加 50%
Improvement increases by 50%

魚尾紋位置
Crow's feet area



改善程度增加 57%
Improvement increases by 57%

肌膚緊緻度
Visual tautness



改善程度增加 29%
Improvement increases by 29%

■ 單獨使用活顏抗皺精華
Apply TRU FACE® Line Corrector only


■ 配合 ageLOC® 修身美顏 Spa®
Apply with ageLOC® Galvanic Spa® System II#

[^] 研究由獨立研究機構進行
Conducted by an independent clinical research organization

Spa 機並未在臺灣上市
Spa device is not launched in Taiwan market



建議用法 Suggested Usage

- 步驟 1** 將重點修護導頭接上 ageLOC® 修身美顏 Spa#。
Step Snap the ageLOC® Spot Treatment Conductor on the ageLOC® Galvanic Spa® System III#.
- 步驟 2** 按設定鍵直至顯示屏中央顯示修護號碼 <3>。
Step Press the selection button until the treatment number <3> appears in the middle of the display.
- 步驟 3** 將導頭輕觸面部以自動調節至合適的微電流水平。
Step Select this treatment by gently pressing the conductor head against your face for the current level.
- 步驟 4** 在針對部位享受 1-5 分鐘 Spa 護理療程。建議每日早晚使用，以達至最佳效果。
Step Enjoy 1 - 5 minutes spa treatment. For optimal result, use twice a day. Once in the morning and once at night.

建議修護時間：

眼周肌膚 1-2 分鐘
嘴角細紋 2-3 分鐘

Recommended treatment time:

Area around eyes 1 - 2 mins
Lines around mouth 2 - 3 mins

纖體護理

BODY CARE

塑造美體線條

Shapes up your body



身體肌膚更柔滑緊緻 For a Smoother and More Contoured Body

影響身體肌膚外觀的橙皮組織大多出現於大腿上方外側、大腿後側、臀部及手臂上方，尤其皮下脂肪過剩的部位，肌膚表面會不均勻和凹凸不平。

ageLOC® 緊緻凝膠蘊含 ageLOC® 配方、可可鹼及掌狀海帶萃取物，淨化肌膚同時減少老化徵狀，撫平因脂肪導致的不平滑肌膚，帶來緊緻、平滑、年輕的身體線條。

Cellulite is commonly seen on the upper outer thighs, the posterior thighs, buttocks and upper arms, especially at areas that contains excess subcutaneous fat. It affects skin appearance by uneven, bumpy skin texture.

Body Shaping Gel contains ageLOC® proprietary blend, Laminaria Digitata and Theobromine, which helps refresh and purify skin while reducing visible signs of aging. It evens out dimples areas and decrease the undulating appearance of fat and improves appearance of skin's firmness. By decreasing the appearance of fat, Body Shaping Gel leads to a more contoured, smoother, younger looking skin.

建議用法 Suggested Usage

步驟 1 將纖體導頭接上 ageLOC® 修身美顏 Spa#。
Step Snap the Body Conductor on the ageLOC® Galvanic Spa® System III#.

步驟 2 按設定鍵直至顯示屏中央顯示修護號碼 <4>。
Step Press the selection button until the treatment number <4> appears in the middle of the display.

步驟 3 將導頭輕觸已塗抹 ageLOC® 緊緻凝膠的身體肌膚以自動調節至合適的微電流水平。
Step Select this treatment by pressing the conductor head against your skin which has been applied with the ageLOC® Body Shaping Gel for the current level to self-adjust.

步驟 4 在針對部位享受 5 分鐘 Spa 護理療程。建議每日早晚使用，以達至最佳效果。
Step Enjoy 5 minutes spa treatment. For optimal result, use twice a day. Once in the morning and once at night.

步驟 5 配合 ageLOC® 緊膚乳使用，效果更佳。
Step For optimal result, use in conjunction with ageLOC® Dermal Effects® Body Contouring Lotion.



最佳美體功效 Better Shaping Results

ageLOC® 緊膚乳蘊含木槿及透明質酸鈉，有助減少橙皮組織的形成及肌膚老化，提升潤澤光滑感。於使用 ageLOC® 緊緻凝膠及 ageLOC® 修身美顏 Spa* 後使用，能讓身體肌膚更緊緻平滑！

ageLOC® Dermatic Effects® Body Contouring Lotion contains Hibiscus and Sodium Hyaluronate that help reduce the appearance of cellulite and skin aging, hydrate and increase skin's radiant texture. Use after ageLOC® Body Shaping Gel with ageLOC® Galvanic Spa® System III* to enjoy firmer and smoother body skin.



Spa 機並未在台灣上市
Spa device is not launched in Taiwan market

專業秀髮護理

PROFESSIONAL HAIR TREATMENT

打造健康豐盈秀髮

For healthy and fuller looking hair





頭髮生長週期 Hair Follicle Cycles

生長期：毛髮活躍增生的階段（3-7年）

退化期：毛髮生長過程減緩（2-4星期）

休止期：回到生長期前頭髮開始脫落的階段（3-4個月）

臨床測試顯示，給予毛囊充足的養分，有助延長頭髮生長期。

Anagen: the period of active growth (3-7 years)

Catagen: the resting state (2-4 weeks)

Telogen: the falling phase before resumption of growth (3-4 months)

Clinical study demonstrated that providing abundant nutrients to the hair bulb helps extent the growth phase in the hair life cycle.

全新健髮導頭的升級設計能增加與頭皮的接觸面積達50%，令修護更輕鬆、功效更佳。

The upgraded design of the new Scalp Conductor could increase up to 50% more scalp contact, making hair treatment easier and more effective.



升級修護功效 Upgraded Nourishing Performance

全新 ageLOC® Nutriol 深層賦活滋養精華以 ageLOC® 專利頭皮配方、紅三葉草和含肽配方、甘草根萃取配方及頭皮及髮絲蛋白親和配方等獨特成分，幫助強健秀髮，並維持毛囊及髮絲健康。臨床實驗顯示配合 ageLOC® Nutriol 賦活洗髮及護髮系列及 ageLOC® 修身美顏 Spa# 使用6個月後，能有效提升秀髮豐盈度及柔軟度超過100%！

The new ageLOC® Nutriol® Intensive Scalp & Hair Serum contains unique blends including ageLOC® Proprietary Blend for Scalp, Red Clover and Peptide Blend, Licorice Root Extract Blend, as well as Scalp and Hair-Loving Protein. These blends work together to help strengthen hair, supporting healthier hair and follicles. Clinical study showed that using ageLOC® Nutriol® Scalp & Hair System in conjunction with ageLOC® Galvanic Spa®# for six months, hair volume and softness improved for more than 100%!

Spa 機並未在台灣上市
Spa device is not launched in Taiwan market

建議用法 Suggested Usage

步驟 1 Step 1

將健髮導頭接上 ageLOC® 修身美顏 Spa#。

Snap the Scalp Conductor on the ageLOC® Galvanic Spa® System III#.



步驟 3 Step 3

用手指輕柔按摩精華至頭皮及髮根，並用梳理順打結的髮絲。

Use fingers to gently massage the serum into scalp and roots, comb away any unruly strands.



步驟 2 Step 2

用毛巾擦乾濕髮後或在乾髮上使用。撥開頭髮，將深層賦活滋養精華直接噴灑在頭皮和髮根上。

Use on towel-dried or dry hair. Spray ageLOC® Nutriol® Intensive Scalp & Hair Serum directly onto the scalp and roots by parting hair.



步驟 4 Step 4

按設定鍵選擇修護號碼<5>，開始2分鐘的護理。直接以導頭接觸頭皮，沿髮際由前往後移動，護理過程中導頭請勿移離頭皮。無需沖洗，接著即可如常造型。

Selection treatment number <5> and begin the 2-minute treatment. Touch the conductor directly to the scalp, and move from front of the hairline backwards, keeping in contact with the scalp. Do not rinse. Style as usual.





美國如新企業香港分公司

Nu Skin Enterprises Hong Kong, Inc

熱線電話 Hotline : (852) 2837-7700

電郵 Email : 48hrs_reply_nshk@nuskin.com

www.nuskin.com.hk